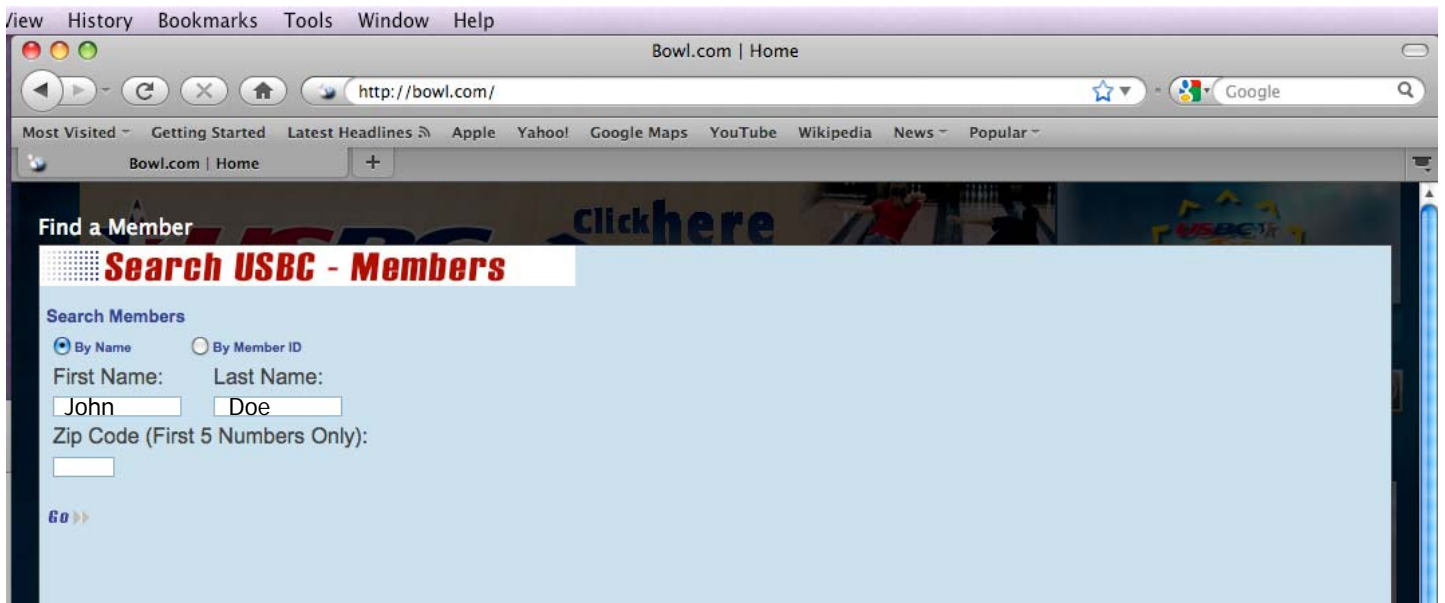


# HOW TO PRINT A DUPLICATE USBC MEMBERSHIP CARD

[www.bowl.com](http://www.bowl.com)



Select the "FIND A MEMBER" link on [www.bowl.com](http://www.bowl.com)



Type the bowler's name and select "GO".  
Make sure to select the correct bowler if duplicate names should appear.

Bowl.com | Home





Find a Member

The true sign of a bowler.

Close X

John Doe  
Member ID: 5482-1234

Click on image to re-print card.

 [Print Averages](#)  [Reprint Card](#)  [Print Full Profile](#)  [New Search](#)

**Memberships** Leagues/Averages Achievements

Name	Association	Membership Card
<b>Sep 28, 2010-Jul 31, 2011</b> Standard Youth Sep 28, 2010-Jul 31, 2011	Southern LA County USBC	<b>Submitted:</b> Sep 30, 2010
<b>Oct 21, 2009-Jul 31, 2010</b> Standard Youth Oct 21, 2009-Jul 31, 2010	Southern LA County USBC	<b>Submitted:</b> Nov 05, 2009 <b>Fulfillment House Received:</b> Nov 06, 2009 <b>Sent To Member:</b> Nov 11, 2009

*Shows current year of membership. This page is also ok to use as proof of membership.*





Bowl.com | Home

Find a Member

The true sign of a bowler.

Close X

John Doe  
Member ID: 5482-1234

 [Print Averages](#)  [Reprint Card](#)  [Print Full Profile](#)  [New Search](#)

**Memberships** Leagues/Averages Achievements

A composite average has been added to every bowler's average record. The composite average is computed by adding the total number of pins for all leagues and dividing the result by the total number of games bowled in those leagues. When an average did not include total pins, the average was multiplied by the total number of games to give an approximate number of pins. The average does include leagues where the bowler did not bowl at least 21 games if that information was forwarded to USBC Headquarters.

While a composite average is not an official USBC average, league and tournament rules could require a bowler to enter with a composite average if it is the highest average. Tournament managers can also use a composite average to adjust a bowler's entering average higher prior to participation.

League	Type	Average	Games	Center/Assoc
<b>Year: 2010-2011</b>				
Junior Jammers-GHJ1	Winter	0	0	Gable House Bowl Southern LA County USBC
<b>Year: 2009-2010</b>				
Junior Jammers-GH5J1	Summer	0	0	Gable House Bowl Southern LA County USBC
Junior Jammers-GHJ1	Winter	82	57	Gable House Bowl Southern LA County USBC
<b>Standard Composite Average</b>		<b>82</b>	<b>57</b>	

Averages with less than 21 games are not officially recognized by USBC. The average(s) shown may not represent the bowler's highest average.

*(Handicap Division only)  
April 15 league sheets must be provided for each league listed for the 2009-10 Season.*